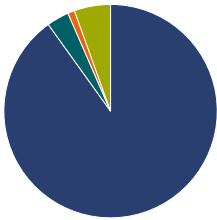


Portfolio X-Ray®

Benchmark
Custom

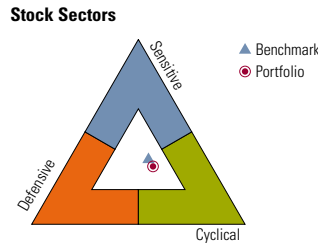
Market Value
₹ 104,257,324.33

Asset Allocation 31-05-2022

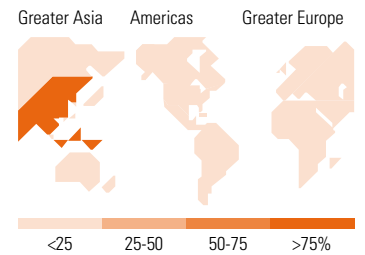


Asset Allocation	Portfolio %	Bmark (%)
Domestic Equity	90.08	87.63
International Equity	3.39	4.87
Fixed Income	1.04	0.00
Gold	0.00	0.00
Cash	5.49	0.00
Others	0.00	7.50

Stock Analysis 31-05-2022



World Regions



Bond Analysis 31-05-2022

Fixed-Income Sectors	Portfolio (%)	Bmark (%)
Government	32.41	—
Municipal	0.00	—
Corporate	28.82	—
Securitized	0.00	—
Cash & Equivalents	38.77	—
Derivative	0.00	—

Maturity Breakdown

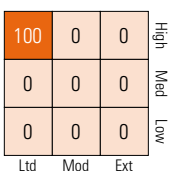
Effective Maturity	Portfolio (%)	Credit Quality	Portfolio (%)
1-3	31.58	AAA	75.96
3-5	18.90	AA	21.69
5-7	16.91	A	2.35
7-10	11.90	BBB	0.00
10-15	5.36	BB	0.00
15-20	2.31	B	0.00
20-30	0.00	Below B	0.00
>30	13.03	NR	0.00

Credit Quality Breakdown

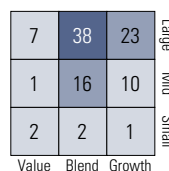
Stock Sectors	Portfolio (%)	Bmark (%)
Cyclical	52.52	43.20
Basic Matls	10.64	10.46
Consumer Cycl	13.59	9.82
Financial Svs	27.69	21.61
Real Estate	0.60	1.31
Sensitive	28.71	37.18
Commun Svs	6.18	3.83
Energy	4.13	11.10
Industrials	9.70	6.77
Technology	8.70	15.48
Defensive	18.77	19.62
Consumer Def	5.76	7.93
Healthcare	9.57	6.24
Utilities	3.44	5.45
Not Classified	0.00	0.00

World Regions	Portfolio (%)	Bmark (%)
Americas	2.73	3.43
North America	2.73	3.37
Latin America	0.00	0.06
Greater Europe	0.78	0.98
United Kingdom	0.53	0.22
Europe-Developed	0.00	0.65
Europe-Emerging	0.00	0.01
Africa/Middle East	0.25	0.10
Greater Asia	96.49	95.59
Japan	0.11	0.29
Australasia	0.00	0.11
Asia-Developed	0.00	0.24
Asia-Emerging	96.38	94.95
Not Classified	0.00	0.00

Investment Style 31-05-2022



Fixed-Income Style	Portfolio	Bmark
Modified Duration	1.56	—
Average Effective Maturity	1.99	—
Yield to Maturity	5.52	—



Equity Style	Portfolio	Bmark
Average Market Cap (₹ mil)	949,531.11	1,713,748.44
Price/Earnings	20.99	21.06
Price/Book	3.26	3.20
Price/Sales	2.35	2.30
Price/Cashflow	12.91	13.89

Top 10 Underlying Holdings 31-05-2022

Assets %	Name	Type	Sector	Country
5.18	ICICI Bank Ltd(INR)	ST	Financial Services	India
3.82	HDFC Bank Ltd(INR)	ST	Financial Services	India
3.04	Infosys Ltd(INR)	ST	Technology	India
2.69	State Bank of India(INR)	ST	Financial Services	India
2.27	Bharti Airtel Ltd(INR)	ST	Communication Services	India
2.17	Sun Pharmaceuticals Industries Ltd(INR)	ST	Healthcare	India
1.96	Axis Bank Ltd(INR)	ST	Financial Services	India
1.90	Reliance Industries Ltd(INR)	ST	Energy	India
1.35	NTPC Ltd(INR)	ST	Utilities	India
1.29	Bajaj Finance Ltd(INR)	ST	Financial Services	India